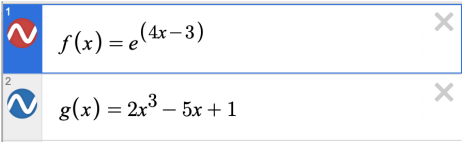
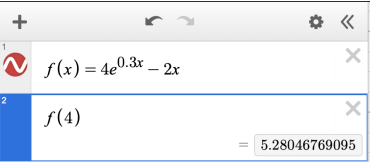
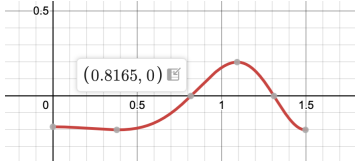
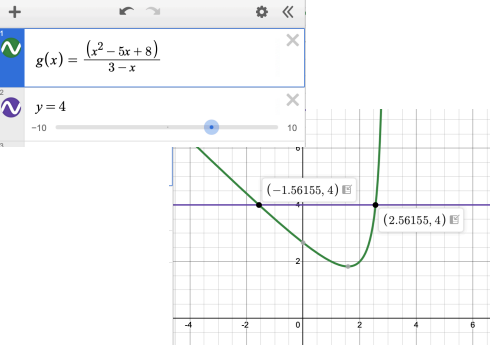
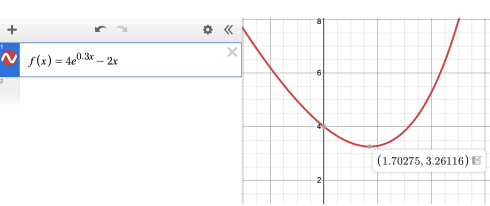
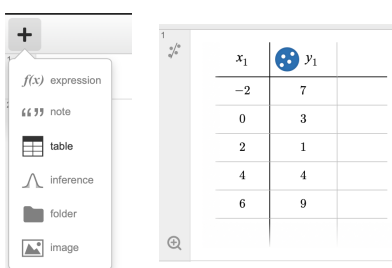
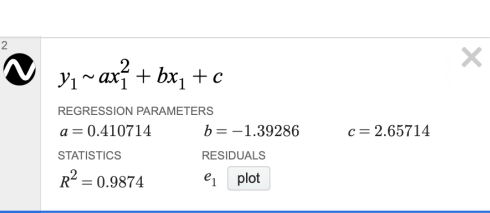


Ultimate Desmos Guide for the AP Precalculus Exam

	Task	Desmos Function	Tips
General	Store Functions		Give each equation a function name.
	Evaluate Functions		Use function notation. Don't approximate based on graph!
Graph Analysis	Find zeros of a function		Graph function. Hover over x-intercept.
	Find intersections of curves or solve equations		Graph function and horizontal line or second function. Hover over intersection point.
	Find extrema		Hover over maximum or minimum value. Use also to find endpoints of intervals of increasing/decreasing.
Regression	Enter data		"+" then "Table"
	Calculate regression model		$y_1 \sim$ Use letters a, b, c, d... for parameters. Use x_1 as input (to match table).